












	Franchise	Franchise Fee	Total Investment	Cash Liquidity Requirements	Min. # of Employees needed	Royalties Owed To Corp	Royalties Paid Out From Corp	Year Founded/ Franchised	# of ways You Get Paid
#1		\$15k	\$78.6 k - 238.3k	Cash—\$80k *NW—\$310k	6-10	8%	? To Franchisee	1974 (35 years)	1
#47		\$9-15k	\$30k - 292.6k	Cash—\$80k *NW—\$310k	?	\$419 mo.	? To Franchisee	2002 (7 years)	1
#244		\$25k	\$220.5k - 381k	Cash—\$80k *NW—\$310k	8-10	6%	? To Franchisee	1984 (25 years)	1
#4		\$45k	\$1.2M - 3.2M	Cash—\$80k *NW—\$310k	25	2-5%	? To Franchisee	1959 (50 years)	1
#381		\$29.9k	\$38.2k - 44.6k	Cash—\$80k *NW—\$310k	2	5-6%	? To Franchisee	1995 (14 years)	1
#355		\$55k	\$1.6M - 3.2M	Cash—\$80k *NW—\$310k	40-50	4%	? To Franchisee	1988 (21 years)	1
#195		\$40k	\$266k - 715.5k	Cash—\$80k *NW—\$310k	20	6%	? To Franchisee	2001 (8 years)	1
#23		\$40k	\$130.2k - 232.7k	Cash—\$80k *NW—\$310k	3-4	6%	? To Franchisee	1988 (21 years)	1
#67		\$25k	\$148k - 299k	Cash—\$80k *NW—\$310k	6-9	6%	? To Franchisee	1988 (21 years)	1
#51		\$15-25k	\$203.7k - 348.6k	Cash—\$80k *NW—\$310k	11-12	5%	? To Franchisee	1982 (27 years)	1
		\$50 Distributor Enrollment Fee	Less Than \$2,500	Cash \$50 - \$2,500	NONE	NONE	2 Types To Distributors 1) 5 - 7 % 2) 3 - 19.25 %	1993 (16 years)	5

• Information obtained from Entrepreneur Magazine—January 2009

*NW = Net Worth

• AdvoCare is not a franchise opportunity. This chart merely illustrates the difference in startup costs for an independent distributor versus purchasing a franchise.